



www.partex.co.uk

Tel: 01675 463670 Fax: 01675 463520 Email: sales@partex.co.uk

Product Technical Data Sheet- Cord End / Bootlace Ferrules

Description

A comprehensive range of pre-insulated and un-insulated Cord End Ferrules that combine high quality with competitive pricing.

Manufactured from tin coated high conductivity copper.

High grade Polypropylene insulation ensures complete integrity of the termination.

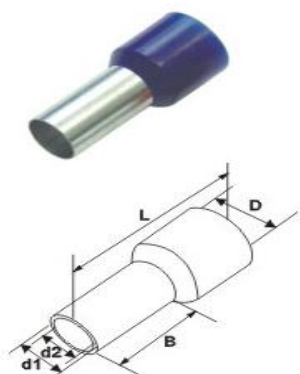
Available in both the French and German standard colours.



























Standard pack sizes of 100 or 1000 pieces.

Specification:	DIN 46228-4
Terminal Material:	High conductivity Copper
Copper Purity:	>99.9%
Coating:	Tin
Insulation Material:	Polypropylene
Temperature range:	-40°C to +105°C
UL Approved to file number:	E366008



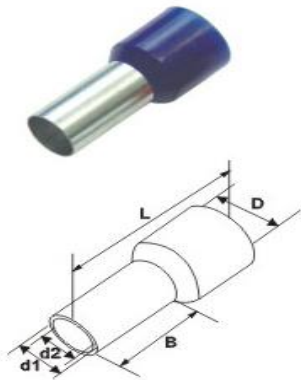
Cord End Ferrules



Cat No	Size (mm ²)	Dimensions (mm)					Colour	
		L	B	d1	d2	D	French	German
CEF025_*	0.25	10	6	0.90	0.75	1.9	Violet 	Light Blue 
CEF034_*	0.34	10	6	0.95	0.80	1.9	Pink 	Turquoise 
CEF508_*	0.50	14	8	1.15	1.00	2.6	White 	Orange 
CEF7508_*	0.75	14	8	1.35	1.20	2.8	Blue 	White 
CEF108_*	1.0	14	8	1.55	1.40	3.0	Red 	Yellow 
CEF1508_*	1.5	14	8	1.85	1.70	3.5	Black 	Red 
CEF2508_*	2.5	14	8	2.35	2.20	4.2	Grey 	Blue 
CEF409_*	4	16	9	3.00	2.80	4.8	Orange 	Grey 
CEF612_*	6	20	12	3.70	3.50	6.3	Green 	Black 
CEF1012_*	10	22	12	4.70	4.50	7.6	Brown 	Ivory 
CEF1612_*	16	24	12	6.00	5.80	8.8	Ivory 	Green 
CEF25016_*	25	28	16	7.50	7.30	11.2	Black 	Brown 
CEF35016_*	35	30	16	8.50	8.30	13.0	Red 	Beige 

* When ordering add suffix "F" for French and "G" for German standard.

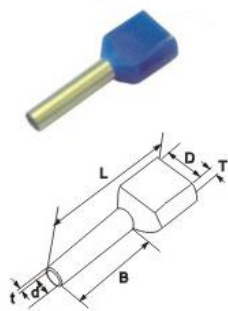
Long Cord End Ferrules

























Cat No	Size (mm ²)	Dimensions (mm)					Colour	
		L	B	d1	d2	D	French	German
CEF7512_*	0.75	18	12	1.35	1.20	2.8	Blue 	White 
CEF112_*	1.0	18	12	1.55	1.40	3.0	Red 	Yellow 
CEF1518_*	1.5	18	18	1.85	1.70	3.5	Black 	Red 
CEF2518_*	2.5	24	18	2.35	2.20	4.2	Grey 	Blue 
CEF418_*	4	26	18	3.00	2.80	4.8	Orange 	Grey 
CEF618_*	6	26	18	3.70	3.50	6.3	Green 	Black 
CEF1018_*	10	28	18	4.70	4.50	7.6	Brown 	Ivory 
CEF1618_*	16	28	18	6.00	5.80	8.8	Ivory 	Green 
CEF25022_*	25	35	22	7.50	7.30	11.2	Black 	Brown 
CEF35025_*	35	39	25	8.50	8.30	13.0	Red 	Beige 

* When ordering add suffix "F" for French and "G" for German standard.

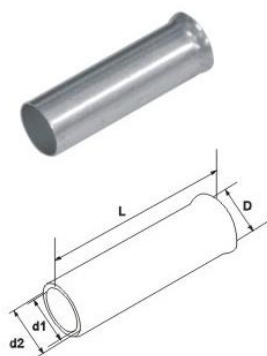
Twin Cord End Ferrules



Cat No	Size (mm ²)	Dimensions (mm)						Colour	
		d	D	L	B	t	T	French	German
TCEF508_*	2X 0.5	1.5	2.5/4.7	15.00	8.00	0.15	0.25	White 	Orange 
TCEF7508_*	2X 0.75	1.8	2.8/5.0	15.00	8.00	0.15	0.25	Grey 	White 
TCEF7510F	2X 0.75	1.8	2.8/5.0	17.00	10.00	0.15	0.25	Grey 	
TCEF108_*	2X 1.0	2.05	3.4/5.4	15.00	8.00	0.15	0.30	Red 	Yellow 
TCEF110F	2X 1.0	2.05	3.4/5.4	17.00	10.00	0.15	0.30	Red 	
TCEF1508_*	2X 1.5	2.3	3.6/6.6	16.00	8.00	0.15	0.30	Black 	Red 
TCEF1512F	2X 1.5	2.3	3.6/6.6	20.00	12.00	0.15	0.30	Black 	
TCEF2510_*	2X 2.5	2.8	4.2/7.8	18.50	10.00	0.20	0.30	Blue 	Blue 
TCEF2513F	2X 2.5	2.8	4.2/7.8	21.50	13.00	0.20	0.30	Blue 	
TCEF412_*	2X 4	3.7	4.9/8.8	23.00	12.00	0.20	0.40	Grey 	Grey 
TCEF614_*	2X 6	4.8	6.9/10.0	26.00	14.00	0.20	0.40	Yellow 	Black 
TCEF1014_*	2X 10	6.4	7.6/12.8	26.50	14.00	0.20	0.50	Red 	Ivory 
TCEF1614_*	2X 16	8.3	9.6/18.6	31.50	14.00	0.30	0.50	Blue 	Green 

* When ordering add suffix "F" for French and "G" for German standard.

Un-Insulated Cord End Ferrules



Cat No	Size	Dimensions (mm)			
	(mm ²)	D1	d2	D	L
UCEF 510	0.50	1.0	1.3	2.1	10
UCEF 7510	0.75	1.2	1.5	2.3	10
UCEF 110	1.00	1.4	1.7	2.5	10
UCEF 1510	1.50	1.7	2	2.8	10
UCEF 2512	2.50	2.2	2.5	3.4	12
UCEF 412	4.0	2.8	3.2	4.0	12
UCEF 618	6.0	3.5	3.9	4.7	18
UCEF 1018	10.0	4.5	4.9	5.8	18
UCEF 1618	16.0	5.8	6.2	7.5	18
UCEF 25018	25.0	7.3	7.7	9.5	18
UCEF 35018	35.0	8.3	8.7	11.0	18
UCEF 50025	50.0	10.3	11.0	12.9	25
UCEF 70025	70.0	13.4	14.4	15.4	25
UCEF 95032	95.0	14.5	15.6	16.7	32

Partex also offer a comprehensive range of compatible tooling.